



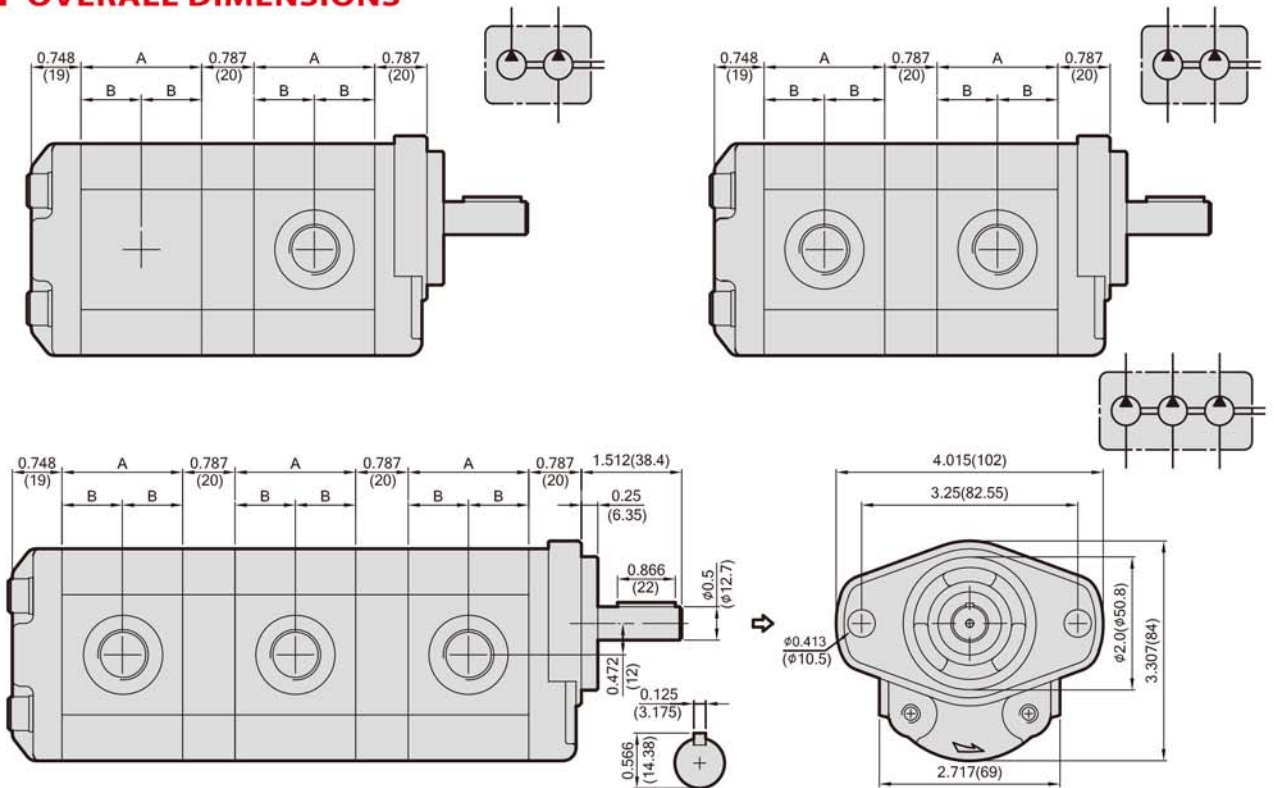
GROUP 1

ORDERING EXAMPLE

1	□	G	2	B	U	□	□	□	R
SERIES	TYPE	MOUNTING FLANGE	DRIVE SHAFT	INLET/OUTLET CODE	PORT	DISPLACEMENT			R: CW L: CCW
D: Double Pumps T: Multiple Pumps				A: Common Inlet (Double Pump only) B: Separate Inlet					

If you need multiple pumps with front pump displ. 0.37 c.i.r \ center pump 0.25 c.i.r \ rear pump 0.12 c.i.r and rotation is cw , the model number is : **1TG2BU060402R**

OVERALL DIMENSIONS



※ Any requirement for mounting flange / drive shaft / in & out ports, please refer to 1G series specifications

CW(R) NON ARROW CCW(L) DIRECTION OF ROTATION : LOOKING ON DRIVE SHAFT

MODEL	01	02	27	35	04	05	06	07	09	11
c.i.r	0.08	0.12	0.16	0.21	0.25	0.31	0.37	0.45	0.55	0.67
cm ³ /r	1.3	2.0	2.7	3.4	4.1	5.1	6.1	7.4	9.1	11.0
A	1.732(44)	1.811(46)	1.890(48)	1.969(50)	2.047(52)	2.165(55)	2.283(58)	2.441(62)	2.638(67)	2.874(73)
B	0.866(22)	0.906(23)	0.945(24)	0.984(25)	1.024(26)	1.083(27.5)	1.142(29)	1.220(31)	1.319(33.5)	1.437(36.5)

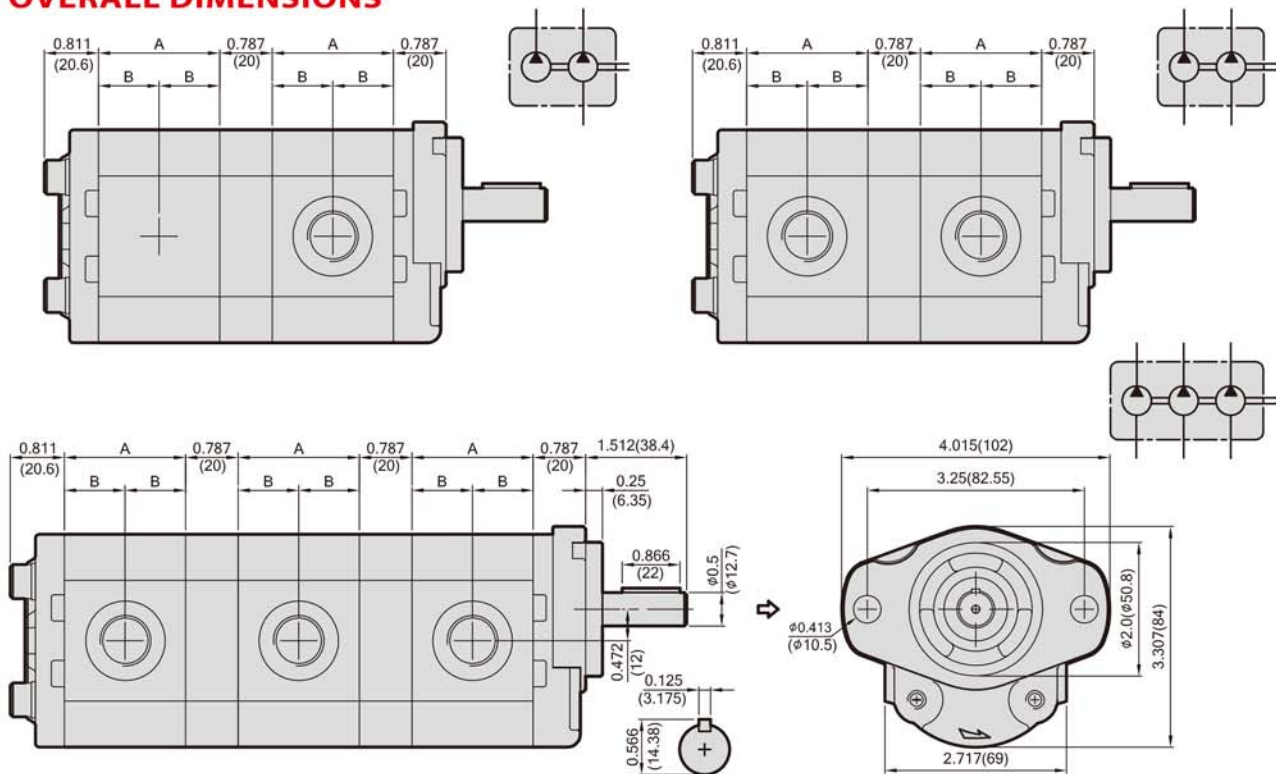


ORDERING EXAMPLE

1	□	G	2	B	U	□	□	□	R
SERIES	TYPE	MOUNTING FLANGE	DRIVE SHAFT	INLET/OUTLET CODE	PORT	DISPLACEMENT			R: CW L: CCW
D: Double Pumps T: Multiple Pumps				A: Common Inlet (Double Pump only) B: Separate Inlet					

If you need double pumps with front pump displ. 0.37 c.i.r \ rear pump 0.25 c.i.r and rotation is cw \ the model number is : **1DG2BU0604R**

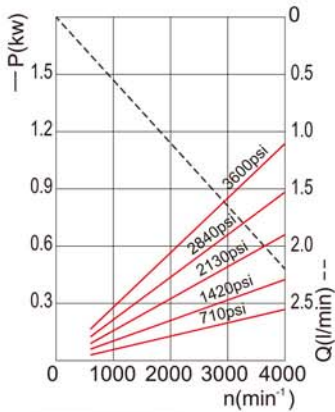
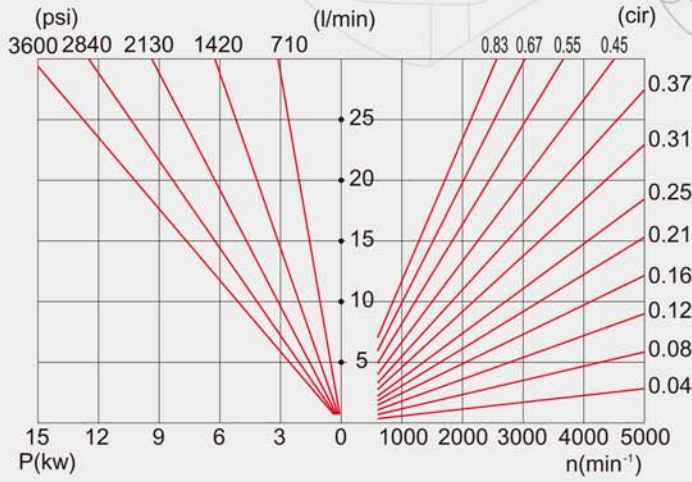
OVERALL DIMENSIONS



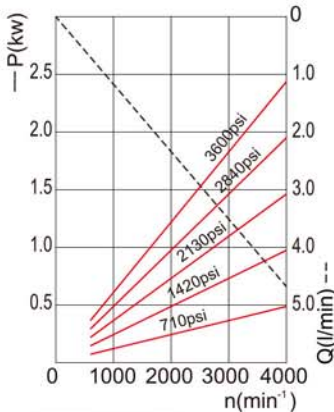
※ Any requirement for mounting flange / drive shaft / in & out ports, please refer to 1A series specifications

CW(R) NON ARROW CCW(L) ↻
DIRECTION OF ROTATION : LOOKING ON DRIVE SHAFT

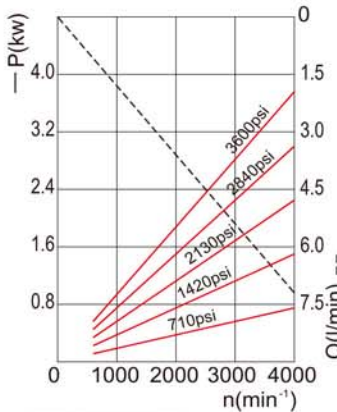
MODEL	01	02	27	35	04	05	06	07	09	11
c.i.r	0.08	0.12	0.16	0.21	0.25	0.31	0.37	0.45	0.55	0.67
cm ³ /r	1.3	2.0	2.7	3.4	4.1	5.1	6.1	7.4	9.1	11.0
A	1.732(44)	1.811(46)	1.890(48)	1.969(50)	2.047(52)	2.165(55)	2.283(58)	2.441(62)	2.638(67)	2.874(73)
B	0.866(22)	0.906(23)	0.945(24)	0.984(25)	1.024(26)	1.083(27.5)	1.142(29)	1.220(31)	1.319(33.5)	1.437(36.5)



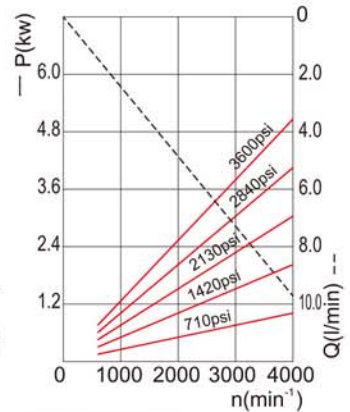
MODEL:05



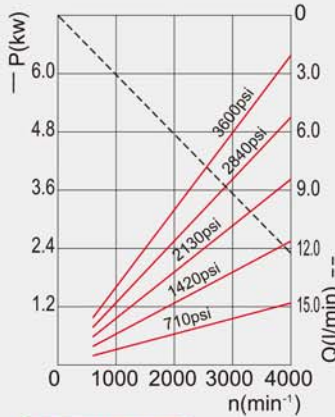
MODEL:01



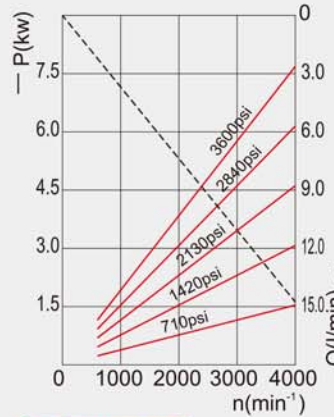
MODEL:02



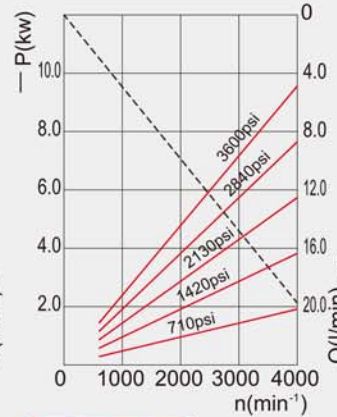
MODEL:27



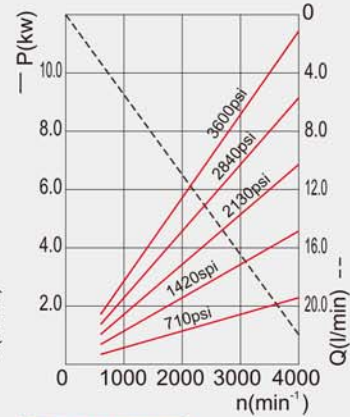
MODEL:35



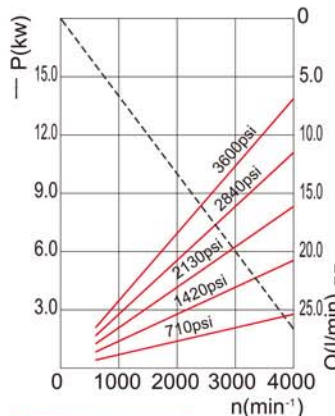
MODEL:04



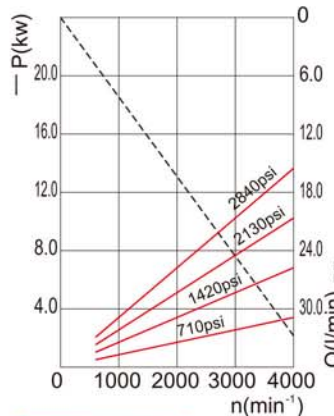
MODEL:05



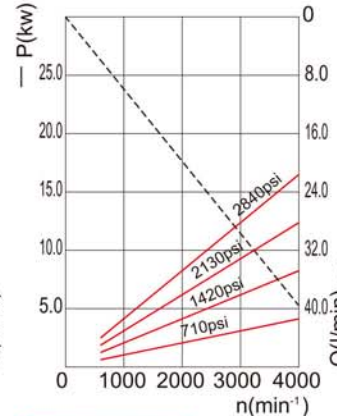
MODEL:06



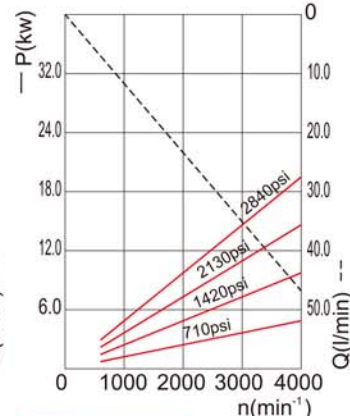
MODEL:07



MODEL:09



MODEL:11



MODEL:13